
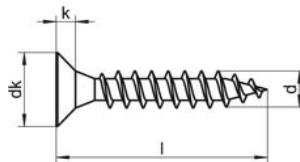



wkręt do drewna gniazdo na TORX INOX

KS 9100torx

UWAGI:

- A2
- A4



dk max	6	7	8	9	10	12
k min	1.50	1.75	2.00	2.25	2.50	6.00
	tx10	tx10	tx20	tx20	tx25	tx25
d/l	3	3.5	4	4.5	5	6
10	● ●					
13	● ●	● ●	● ●			
14	● ●	● ●	● ●			
16	● ●	● ●	● ●			
20	● ●	● ●	● ●	● ●	● ●	
25	● ●	● ●	● ●	● ●	● ●	
30	● ●	● ●	● ●	● ●	● ●	● ●
35	● ●	● ●	● ●	● ●	● ●	● ●
40		● ●	● ●	● ●	● ●	● ●
45			● ●	● ●	● ●	● ●
50			● ●	● ●	● ●	● ●
55			● ●	● ●	● ●	● ●
60			● ●	● ●	● ●	● ●
70			● ●	● ●	● ●	● ●
80			● ●	● ●	● ●	● ●
90				● ●	● ●	● ●
100				● ●	● ●	● ●